DIMENSIONES / *DIMENSIONS*:

FORMA DAG /

DESIGN DAG

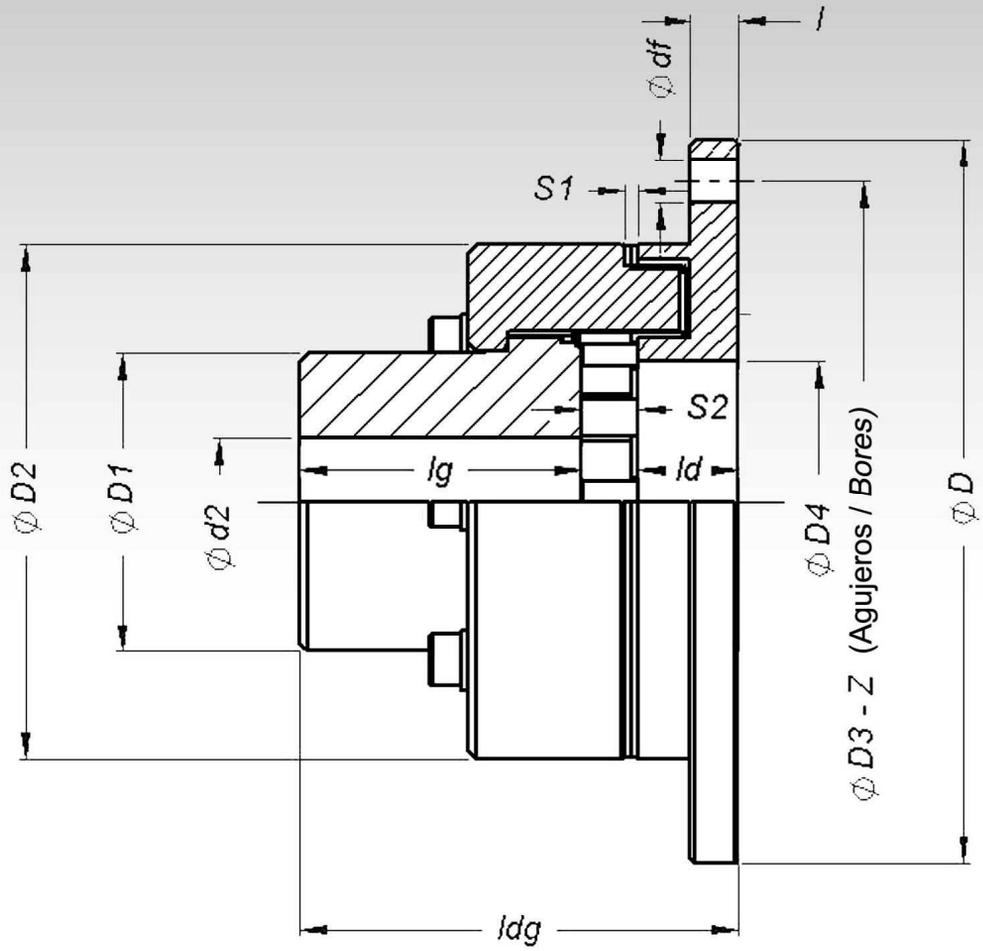

Tamaño / *Size*	Torque [Nm]		RPM	d2 [mm]		Dh8	D1	D2	D3	D4	df	Z	l	ld	lg	S1	S2	ldg	Tamaño / *Size*
	Nominal	Max	Max	Min	Max	[mm]	[mm]	[mm]	[mm]	[mm]	[mm]		[mm]	[mm]	[mm]	[mm]	[mm]	[mm]	
82	75	160	5400	-	30	120	44,5	82	108	40	6,6	6	8	16	40	3,0	12	68	82
97	157	340	4600	-	38	144	54,5	97	128	50	9	6	10	20	50	3,0	13	83	97
112	247	540	4000	-	45	158	64,5	112	142	60	9	6	10	22	60	3,5	13	95	112
128	397	860	3500	-	52	180	74,5	128	160	70	11	6	13	25	70	3,5	14	109	128
148	622	1350	3100	-	64	200	92,5	148	180	90	11	7	13	28	80	3,5	16	124	148
168	1035	2250	2650	-	72	220	104,5	168	200	100	11	8	13	34	90	3,5	18	142	168
194	1605	3630	2300	-	84	248	121,5	194	224	115	14	8	16	38	100	3,5	21	159	194
214	2400	5400	2100	-	94	274	135,5	214	250	130	14	8	16	42	110	4,0	23	175	214
240	3700	8650	1850	-	100	314	146,0	240	282	145	18	8	20	45	120	4,0	27	192	240
265	5800	13500	1700	44	113	344	164,0	265	312	160	18	8	20	50	140	5,5	30	220	265
295	7600	18000	1550	50	124	380	181,0	295	348	170	18	9	22	52	150	8,0	34	236	295
330	9900	23400	1450	56	142	430	208,0	330	390	200	22	9	25	56	160	8,0	36	252	330

COUPLING AE

ACIONAC®

DIMENSIONES / *DIMENSIONS*:

FORMA AEP /
DESIGN AEP

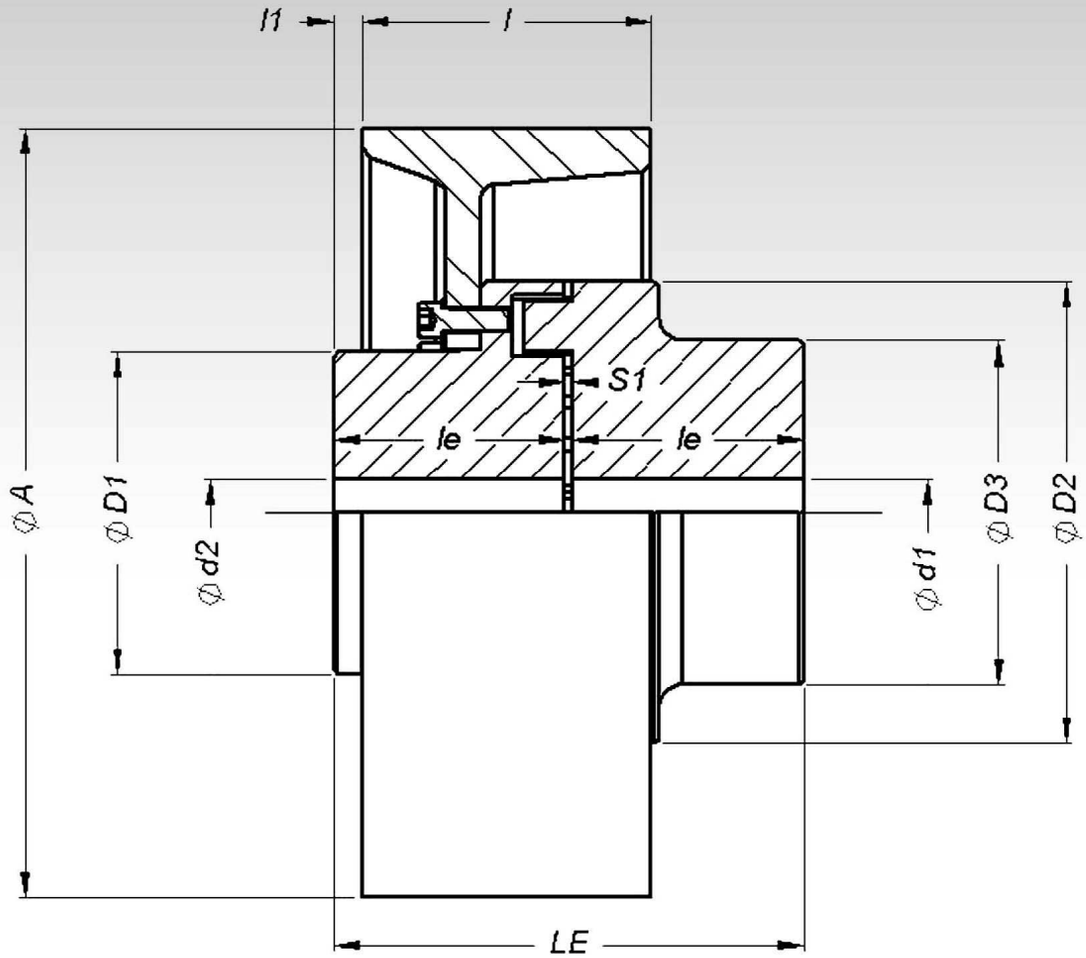

Tamaño / *Size*	Torque [Nm]		RPM	d1 [mm]		d2 [mm]		A	l1	l	D1	D2	D3	le	S1	LE	Tamaño / *Size*
	Nominal	Max	Max	Min	Max	Min	Max	[mm]	[mm]	[mm]	[mm]	[mm]	[mm]	[mm]	[mm]	[mm]	
112	247	540	4000	-	50	-	42	200	10	75	68	112	79	60	3,5	123,5	112
128	397	860	3500	-	60	-	52	200	15	75	85	128	90	70	3,5	143,5	128
148	622	1350	3100	-	70	-	58	250	15	95	94	148	107	80	3,5	163,5	148
168	1035	2250	2650	-	80	-	72	250 - 315	20 - 10	95 - 118	118	168	124	90	3,5	183,5	168
194	1605	3630	2300	-	90	-	85	315	20	118	138	194	140	100	3,5	203,5	194
214	2400	5400	2100	-	100	-	92	315 - 400	20 - 15	118 - 150	153	214	157	110	4,0	224	214
240	3700	8650	1850	-	120	-	102	400 - 500	15 - 10	150 - 190	168	240	179	120	4,0	244	240
265	5800	13500	1700	44	130	44	130	500	20	190	198	265	198	140	5,5	285,5	265
295	7600	1800	1550	50	140	50	140	500 - 630	30 - 5	190 - 236	214	295	214	150	8,0	308	295
330	9900	23400	1450	56	170	56	170	630 - 710	10 - 0	236 - 265	248	330	248	160	8,0	328	330

DIMENSIONES / *DIMENSIONS*:

FORMA AGP /

DESIGN AGP

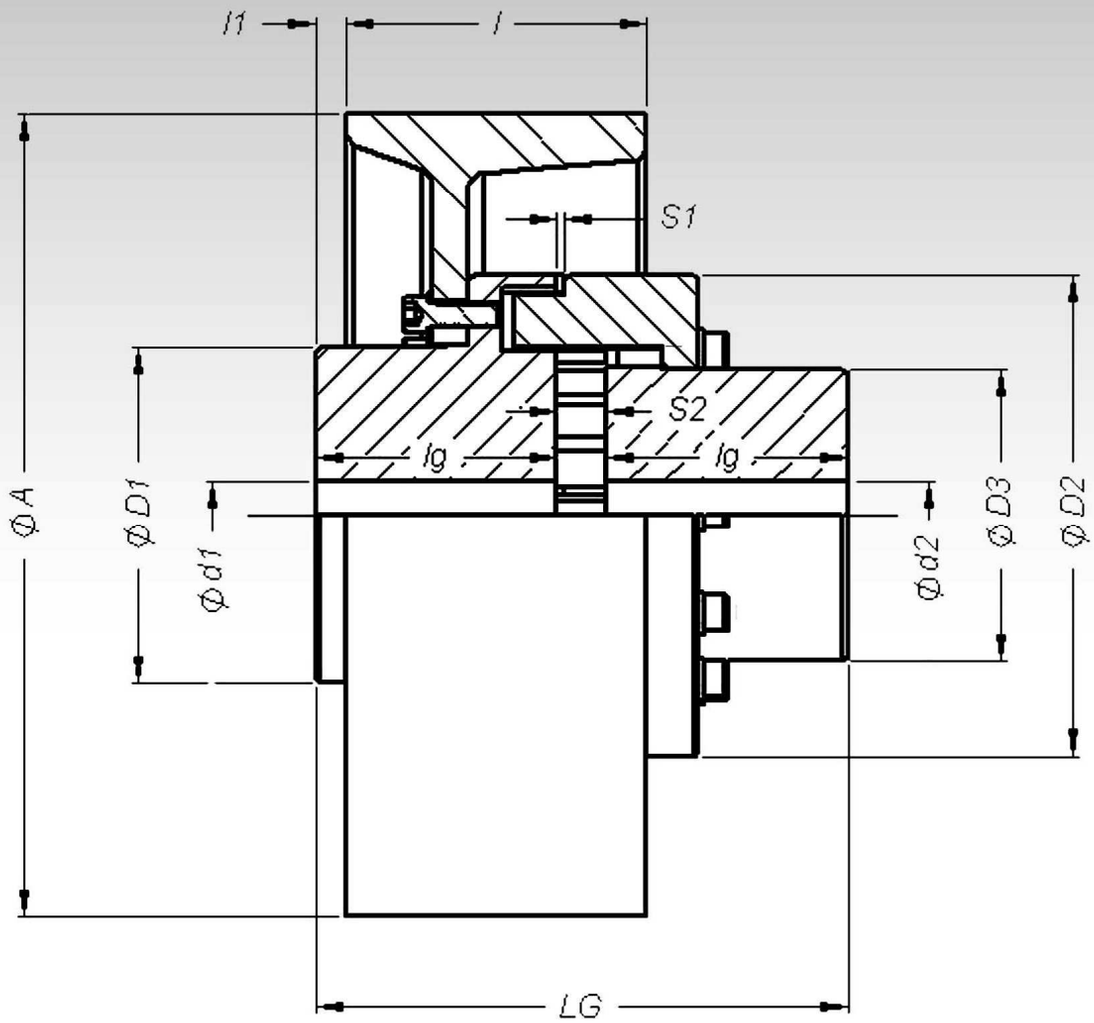

Tamaño / *Size*	Torque [Nm]		RPM	d1 [mm]		d2 [mm]		A	l1	l	D1	D2	D3	lg	S1	S2	LG	Tamaño / *Size*
	Nominal	Max	Max	Min	Max	Min	Max	[mm]	[mm]	[mm]	[mm]	[mm]	[mm]	[mm]	[mm]	[mm]	[mm]	
112	247	540	4000	-	42	-	45	200	10	75	68	112	64,5	60	3,5	13	133	112
128	397	860	3500	-	52	-	52	200	15	75	85	128	74,5	70	3,5	14	154	128
148	622	1350	3100	-	58	-	64	250	15	95	94	148	92,5	80	3,5	16	176	148
168	1035	2250	2650	-	72	-	72	250 - 315	20 - 10	95 - 118	118	168	104,5	90	3,5	18	198	168
194	1605	3630	2300	-	85	-	84	315	20	118	138	194	121,5	100	3,5	21	221	194
214	2400	5400	2100	-	92	-	94	315 - 400	20 - 15	118 - 150	153	214	135,5	110	4,0	23	243	214
240	3700	8650	1850	-	102	-	100	400 - 500	15 - 10	150 - 190	168	240	146,0	120	4,0	27	267	240
265	5800	13500	1700	44	130	44	113	500	20	190	198	265	164,0	140	5,5	30	310	265
295	7600	18000	1550	50	140	50	124	500 - 630	30 - 5	190 - 236	214	295	181,0	150	8,0	34	334	295
330	9900	23400	1450	55	170	55	142	630 - 710	10 - 0	236 - 265	248	330	208,0	170	8,0	36	356	330

COUPLING AE

ACIONAC®

DIMENSIONES / *DIMENSIONS*:

FORMA AEB /
DESIGN AEB

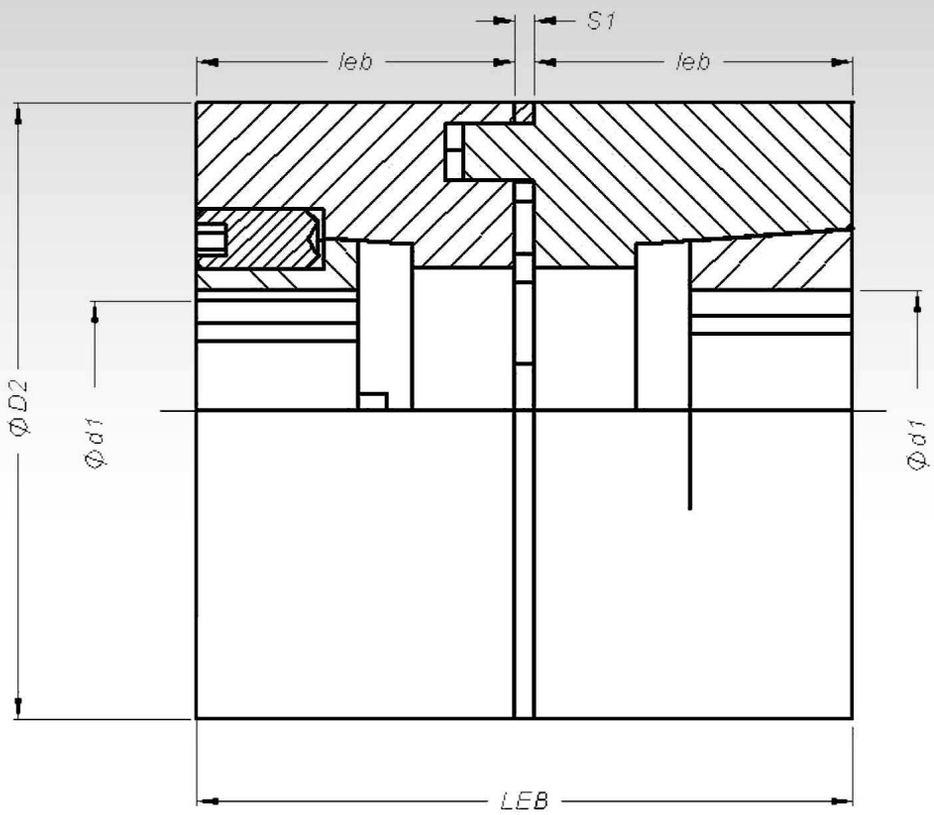

Tamaño / *Size*	Torque [Nm]		RPM Max	d_1[mm]		D2 [mm]	leb [mm]	LEB [mm]	S1 [mm] Max	BUJE / *BUSHING*	J [KGm^2]	Peso / *Weight* [Kg]	Tamaño / *Size*
	Nomimal	Max		Min	Max								
67	33	75	6500	-	30	67	40	82,5	2,5	1210	0,0004	0,93	67
82	75	160	5400	-	35	82	40	83	3,0	1210	0,0012	1,76	82
97	157	340	4600	-	45	97	48,5	100	3,0	2012	0,0028	3,46	97
112	247	540	4000	-	50	112	55	113,5	3,5	2012	0,0052	5,00	112
128	397	860	3500	-	60	128	68	139,5	3,5	2517	0,0112	7,90	128
148	622	1350	3100	-	70	148	80	163,5	3,5	3020	0,0190	12,30	148
168	1035	2250	2650	-	80	168	84	171,5	3,5	3020	0,0460	18,4	168
194	1605	3630	2300	-	90	194	123	249,5	3,5	3535	0,0894	26,30	194
214	2400	5400	2100	-	100	214	138	278	4,0	4040	0,1506	35,70	214
240	3700	8650	1850	-	120	240	154	312	4,0	4545	0,2506	46,70	240

DESALINEAMIENTOS ADMISIBLES / *MAXIMUM MISALIGNMENTS:*

RADIAL

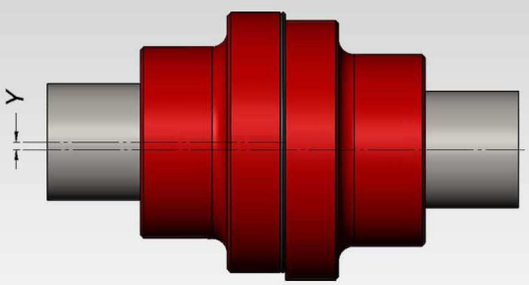

AXIAL

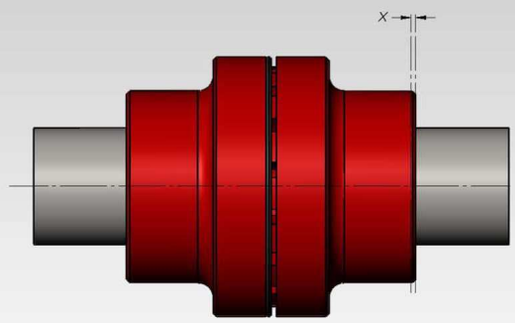

ANGULAR

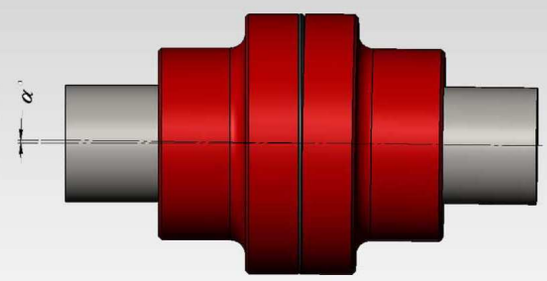

	Tamaño / *Size*														
	50	67	82	82	97	112	128	148	168	194	214	240	265	295	330
Axial +- X [mm]	0,5	0,5	1,0	1,0	1,0	1,0	1,0	1,0	1,5	1,5	2,0	2,0	2,5	2,5	2,5
Radial Y [mm]	0,5	0,5	0,5	0,5	0,5	0,5	0,6	0,6	0,6	0,7	0,7	0,7	0,7	0,8	0,8
Angular α°	0,5	1,5	1,5	1,5	1,5	1,2	1,2	1,2	1,2	1,2	1,2	1,2	1,2	1,2	1,2

Un buen alineamiento aumenta la duración del elemento elástico y del acoplamiento. También disminui los esfuerzos en los mancales.

Importante: Aunque los desalineamientos sean inferiores a los valores de la tabla arriba, las rotaciones maximas no deben ser mayores qué las indicadas en el catálogo.

Después de montar los cubos, verifique el desalineamiento. Sí estuviere mayor qué los valores de la tabla arriba, repite el proceso.

If the coupling is well aligned, the durability of its elastic elements and of the coupling itself will be higher. Beyond, it will reduce the forces in the bearings.

Important: *Even if the misalignment is inferior to the values mentioned on the table above, the maximum rotations shall not be superior to the ones specified on the catalogue.*

After assembling the hubs, check the misalignment. If it is higher than specified on this catalogue, repeat the process.

INSTALACIÓN Y MANUTENCIÓN / INSTALLATION AND MAINTENANCE:

Los acoplamientos Acionac AE, AG y AH no necesitam de lubrificaión. La principal manutención és el cambio del elemento elástico. Sí verificada deterioración, és necesario el cambio inmediato.
Después de la instalación, la condición del elemento elástico debe ser verificada en 35 días. Después de la primera inspección, los elementos deben ser verificados de 6 a 12 meses, dependiendo del factor de servicio y de las condiciones de trabajo.
Una manutención adecuada és muy importante para preservar el acoplamiento y mantener su eficiencia. Antes de la instalación, asegure que el motor esta desconectado de la energía.
Para más informaciones, solicite el manual del producto.

Acionac AE, AG and AH couplings need no lubrication. The main maintenance item is the elastic element. After noting its deterioration, it is necessary to immediately change it.
After installing the coupling, the elastic elements conditions must be verified (visual) in 35 days. After the first inspection, the periodicity can vary from 6 to 12 months, depending from the service factor and the working conditions.
A preventive maintenance is very important to preserve the coupling and to maintain its efficiency. Before installing the product, be sure that all security arrangements were made to avoid accidental machine start-ups. Assure that the motor is disconnected of power supply.
For complete information, please ask for the "USE AND MAINTENANCE MANUAL".

TORQUE DE APRIETE / *TIGHTEN TORQUE*:

Acoplamiento / *Coupling*	Tornillo / *Screw*	Torque [Nm]
AG 82, AG 97 y / *and* AH 67	M6	8
AH 82 hasta / *till* AH 128	M8	18
AG 112 y / *and* AG 128	M8	18
AG y / *and* AH 148 hasta / *till* 194	M10	38
AG y / *and* AH 214 hasta / *till* 240	M12	75
AG y / *and* AH 265 hasta / *till* 330	M16	200

Sucesión de apriete /
Tighten sequence:



OTROS PRODUCTOS / *OTHER PRODUCTS:*

Acoplamientos ACIONAC AW
Couplings ACIONAC AW



Acoplamientos ACIONAC AB
Couplings ACIONAC AB



Reductores ACIONAC
Worm Gearboxes ACIONAC

Reductores Coaxiales ACIONAC
In-line helical Gearboxes ACIONAC

Representante / *Representative*:

ACIONAC®
Quality First

ACIONAC INDÚSTRIA E COMÉRCIO LTDA
Rua Soldado Américo Rodrigues, 130 - ZIP CODE: 02186-020 - São Paulo - SP - Brazil
Tel.: +55 11 2207-6121 - Fax: +55 11 2954-2178
Home-Page: www.acionac.com.br - E-Mail: acionac@acionac.com.br